

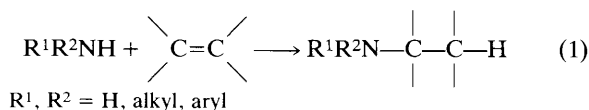
Unexpected Catalytic and Stereoselective Hydroarylation of Norbornene During the Attempted Rhodium-catalysed Hydroamination of Norbornene with Aniline or Diphenylamine

Jean-Jacques Brunet, Denis Neibecker and Karine Philippot

Laboratoire de Chimie de Coordination du CNRS, Unité No. 8241, liée par conventions à l'Université Paul Sabatier et à l'Institut National Polytechnique, 205 route de Narbonne, 31077 Toulouse Cedex, France

The reaction of aniline (or diphenylamine) with norbornene in the presence of a catalytic system generated from $[\{\text{Rh}(\text{PEt}_3)_2\text{Cl}\}_2]$ and PhNHLi (or Ph_2NLi) results in hydroarylation to yield 2-(2-aminophenyl)norbornane [or 2-(2-phenylaminophenyl)norbornane].

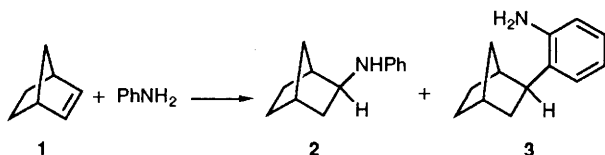
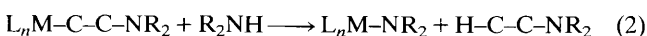
The direct addition of an N-H bond of amines across the C=C bond of unactivated alkenes (hydroamination) has attracted a great deal of interest.¹⁻³ Indeed, a catalytic version of this reaction [eqn. (1)] could be a valuable alternative to the classical industrial synthesis of alkylamines by dehydration of alcohols in the presence of amines. However, efforts to effect this transformation in a general and efficient manner have met with only limited success.¹ Until recently, the basic approaches consisted of either activating the amine *via* alkali metal amido species⁴ or activating the alkene by coordination to transition metals.



The first examples of transition metal-catalysed homogeneous hydroamination reactions were reported by Coulson in 1971.⁵ They concerned the rhodium- or iridium-catalysed hydroamination of ethylene with secondary amines. This reaction, however, is limited to ethylene, and is strongly dependent upon the $\text{p}K_a$ of the amine. An important advance was recently reported by Casalnuovo *et al.* who demonstrated for the first time the hydroamination of an alkene by an iridium-catalysed N-H activation mechanism.⁶

Formation of H-C-C-NR₂ containing molecules can occur by reductive elimination from either an amido(alkyl)metal complex $\text{L}_n\text{M}(\text{C}-\text{CH})(\text{NR}_2)$ or an aminoalkyl(hydrido)metal $\text{L}_n\text{M}(\text{H})(\text{C}-\text{C}-\text{NR}_2)$ species. In both cases, it would be expected that these intermediate alkylmetal complexes may be generated from $\text{L}_n\text{M}(\text{H})(\text{NR}_2)$ derivatives of transition metals able to coordinate alkenes. The crucial step is thus the formation of the metal-nitrogen bond. Casalnuovo *et al.* demonstrated the oxidative addition of aniline with some electron-rich Ir^I complexes and could further design a catalytic system for the addition of aniline to norbornene.⁶

Formation of H-C-C-NR₂ can also conceivably occur by protonolysis of an aminoalkyl derivative $\text{L}_n\text{M}(\text{C}-\text{C}-\text{NR}_2)$ [eqn. (2)].⁷ A different catalytic process can thus be expected, which does not involve *per se* an N-H oxidative addition, provided that the transition metal amide $\text{L}_n\text{M}-\text{NR}_2$ could insert the alkene into the metal-nitrogen bond. Amides of the late transition metals are known.⁷ To the best of our knowledge, however, the only isolated and well characterized rhodium amide is the unstable $[\text{Rh}(\text{PPh}_3)_2\text{N}(\text{SiMe}_3)_2]$.⁸ We have thus studied the possible hydroamination of alkenes with *in situ* generated amidorhodium species. For comparison,⁶ aniline and norbornene were chosen as the test substrates.

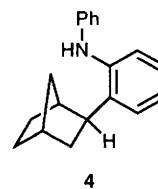


Scheme 1 Reagents: $[\{\text{Rh}(\text{PEt}_3)_2\text{Cl}\}_2]$, PhNHLi , PhNH_2

When lithium anilide (2.5 mmol) was added to a solution of $[\{\text{Rh}(\text{PEt}_3)_2\text{Cl}\}_2]^\dagger$ (0.25 mmol) in aniline (15 ml) at -10°C , a colour change from orange to pale brown was observed. Norbornene **1** (27.5 mmol) was then added at room temperature, and the homogeneous reaction medium heated to 70°C . Monitoring the reaction by GLC-MS analysis indicated the slow formation of two compounds exhibiting m/z 187. After usual workup, these products were separated by liquid chromatography.

The minor product (15% yield based on norbornene) was unambiguously shown to be *exo*-2-(phenylamino)norbornane **2** by comparison (¹H and ¹³C NMR) with authentic samples of the two possible 2-(phenylamino)norbornane isomers.[‡] The main product, however, was not the *endo*-isomer but rather the ring-substituted aniline derivative, **3** (30% yield). This was clearly established on the basis of its ¹H NMR spectrum (aromatic proton region) and by comparison of its ¹³C NMR spectrum[§] with those of *o*-, *m*- and *p*-toluidine. This compound was definitively characterized as the *exo*-isomer by comparison of its full NMR characteristics with those of an authentic sample prepared by a different reaction, the palladium-catalysed hydroarylation of **1** with 2-iodoaniline according to the procedure reported by Cacchi *et al.*⁹

Under the conditions used, this new reaction (Scheme 1) is slow, but is truly catalytic with respect to both rhodium and lithium. For instance, after 12 days at 70°C , the overall GLC yield (**2** + **3**) ($2/3 = 0.5$) corresponds to 25 cycles/rhodium. This turnover rate is comparable to that reported for the iridium-catalysed hydroamination of **1** with aniline (2-7 cycles



[†] Prepared by reaction of triethylphosphine (4 equiv.) with $[\{\text{Rh}(\text{C}_8\text{H}_{14})_2\text{Cl}\}_2]$ in dichloromethane: ³¹P{¹H} NMR (32.438 MHz, tetrahydrofuran), δ (external reference: $\text{H}_3\text{PO}_4\text{-D}_2\text{O}$): 41.2 (d, $J_{\text{Rh-P}}$ 193.4 Hz).

[‡] *exo*-2-(Phenylamino)norbornane was prepared by arylic condensation of *exo*-2-norbornylamine with bromobenzene (P. Caubère and N. Derozier, *Bull. Soc. Chim. Fr.*, 1969, 1737). *endo*-2-(Phenylamino)norbornane was prepared by reaction of aniline with norcamphor in the presence of $\text{K}[\text{FeH}(\text{CO})_4]$ (G. P. Boldrini, M. Panunzio and A. Umani-Ronchi, *Synthesis*, 1974, 733).

[§] **3**: ¹H NMR (250.133 MHz; C_6D_6), δ (reference δ $\text{C}_6\text{H}_6 = 7.27$): 1.1-1.3 (m, 3H), 1.5-1.7 (m, 5H), 2.26 (br s, 1H), 2.4-2.5 (m, 2H), 3.1 (br s, 2H, NH₂), 6.57 (dd, J 7.5, 1.2 Hz, 1H); 6.92 (td, J 7.5, 1.2 Hz, 1H), 7.16 (td, J 7.5, 1.2 Hz, 1H) and 7.21 (br dd, J 7.5 Hz 1H); ¹³C{¹H} NMR (62.896 MHz; C_6D_6): δ (reference δ $\text{C}_6\text{D}_6 = 128.4$): 30.0, 30.8, 36.8, 37.6, 38.3, 41.1, 42.6, 116.0, 118.8, 125.9, 127.0, 131.6 and 145.1.

after 3 days in refluxing tetrahydrofuran).⁶ Control experiments conducted under the same conditions but omitting either the rhodium precursor or lithium anilide clearly showed that no trace of either compounds **2** or **3** was formed.

When the same reaction was performed with diphenylamine instead of aniline, only one product was formed (GLC-MS: *m/z* 263) after 8 days at 70 °C. This was isolated (15% yield on the basis of norbornene) and proved also to be a ring-alkylated product **4**, as shown by its NMR characteristics.[¶]

The formation, in basic media, of the ring-alkylated derivatives **3** and **4** is unexpected. To the best of our knowledge, such a reaction is preceded only by the *ortho*-alkylation of aniline with ethylene in the presence of either granulated aluminium or aluminium anilide under forcing conditions (*e.g.*, 170 bar, 300 °C).^{10,11}

The mechanism of this rhodium-catalysed hydroarylation is somewhat obscure but may involve orthometallation of the anilide substituent of a bis(triethylphosphine) rhodium anilido species. Such a process is believed to occur with [Ru(PMe₃)₄(D)(NDC₆H₅)] which, on thermolysis, gives rise to deuterium incorporation on the aryl ring.¹² An orthometalated anilide complex, [Ru(PMe₃)₄(η²-NHC₆H₄)] has recently been reported.¹³

¶ **4**: ¹H NMR (250.133 MHz; CDCl₃), δ (reference δ CHCl₃ = 7.25): 1.25–1.40 (m, 3H), 1.50–1.75 (m, 4H), 1.8–1.9 (m, 1H), 2.38 (br s, 1H), 2.50 (br s, 1H), 2.79 (dd, *J* 8.7, 5.5 Hz, 1H), 5.41 (br s, 1H, NH) 6.90 (br t, *J* 7.4 Hz, 1H), 6.95–7.05 (m, 2H), 7.13 (br t, *J* 7.5 Hz, 1H) and 7.20–7.35 (m, 5H); ¹³C{¹H} NMR (62.896 MHz; CDCl₃), δ (reference δ CHCl₃ = 77.0): 29.1, 30.3, 36.4, 36.9, 38.7, 40.8, 42.0, 117.4, 119.5, 120.3, 121.7, 125.8, 126.0, 129.3, 137.4, 140.6 and 144.2.

We thank the Conseil Régional Midi-Pyrénées for financial support, and the Ministère de la Recherche et de la Technologie for a fellowship to K. P.

Received, 16th April 1992; Com. 2/01992B

References

- 1 J.-J. Brunet, D. Neibecker and F. Niedercorn, *J. Mol. Catal.*, 1989, **49**, 235.
- 2 M. B. Gasc, A. Lattes and J.-J. Perić, *Tetrahedron*, 1983, **39**, 703.
- 3 B. M. Trost and T. R. Verhoeven, in *Comprehensive Organometallic Chemistry*, ed. G. Wilkinson, F. G. A. Stone and E. W. Abel, Pergamon Press, Oxford, 1982.
- 4 G. P. Pez and J. E. Galle, *Pure Appl. Chem.*, 1985, **57**, 1917.
- 5 D. R. Coulson, *Tetrahedron Lett.*, 1971, 429; D. R. Coulson, US Pat. 3758 586 (1973).
- 6 H. L. Casalnuovo, J. C. Calabrese and D. Milstein, *J. Am. Chem. Soc.*, 1988, **110**, 6738.
- 7 M. F. Lappert, P. P. Power, A. R. Sangerand and R. C. Srivastava, *Metal and Metalloid Amides*, Ellis Horwood, Chichester, 1980; M. D. Fryzuck and C. D. Montgomery, *Coord. Chem Rev.*, 1989, **95**, 1.
- 8 B. Cetinkaya, M. F. Lappert and S. Torroni, *J. Chem. Soc., Chem. Commun.*, 1979, 843.
- 9 A. Arcadi, F. Marinelli, E. Bernochi, S. Cacchi and G. Ortari, *J. Organomet. Chem.*, 1989, **368**, 249.
- 10 Brit. Pat. 756 538 (1956) to A. G. Bayer.
- 11 A. J. Kolba, G. C. Eecke and R. D. Closson, U.S. Pat. 2 814 646 (1957).
- 12 J. F. Hartwig, R. A. Andersen and R. G. Bergman, *Organometallics*, 1991, **10**, 1875.
- 13 J. F. Hartwig, R. G. Bergman and R. A. Andersen, *J. Am. Chem. Soc.*, 1991, **113**, 3404.